

RegenTAP: Dual Breakout

10G | 10 or 12 Ports | 2 TAPs in 1 | Provide Multiple Copies of Data



Network test access points (TAPs) are purpose-built hardware devices that allow you to access and monitor your network, letting you see every bit, byte and packet.®

Regeneration or regenerator TAPs are used to capture 100% full duplex traffic that can be sent to multiple monitoring appliances to analyze your network.

The RegenTAP: Dual Breakout is a multifaceted appliance that houses two TAPs in one, and provides multiple tap 'breakout' copies of data for additional applications. Ideal for direct connect, SFP, QSFPs, active cable infrastructures.

Key Features

- Provide multiple tap 'breakout' copies of Tx/Rx traffic from single link or provide multiple tap 'breakout' copies.
- Dual Breakout SPAN 1x4 available
- Network Failsafe or passive design
- OEO design [optical to electrical to optical]
- Supports jumbo frames
- Link Failure Propagation (LFP)
- 100% secure and invisible; no IP address, no MAC address; cannot be hacked
- Plug and play; no management
- Dual internal AC power supplies
- Made, tested and certified in USA








APPLICATIONS:

- Network & Application Monitoring
- Network & Application Analysis
- Network & Application Performance

+ Ideal for Direct Connect, SFP, QSFPs, active cable infrastructures.

SOLUTIONS:

Breakout TAPs are ideal for:

-  Intrusion Detection Systems
-  Application Performance Monitoring
-  Lawful Intercept
-  Packet Capture
-  Deep Packet Inspection
-  Network Analyzer
-  Forensics

Competitive Edge

- Design supports breakout, aggregation and regeneration/SPAN modes.
- Tested and Certified.












Have Questions?


sales@garlandtechnology.com
+1 716.242.8500
garlandtechnology.com

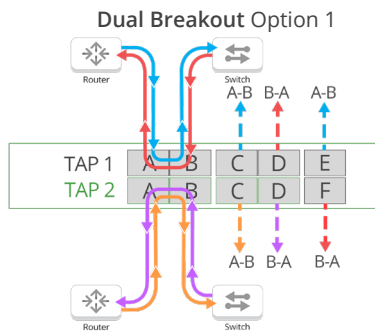
RegenTAP: Dual Breakout

10G | 10 or 12 Ports | 2 TAPs in 1 | Provide Multiple Copies of Data

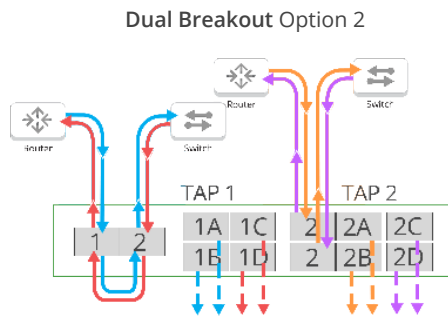
Dual Breakout 1				
Model #	Ports	Network Speed	Ports	Power
INT10G10V1		10G	(10) SFP+	120W

Dual Breakout 2							
Model #	Ports	Network Speed	Split Ratio*	Network	Failsafe	Monitor	Power
INT10G12SSV2		10G	-	LR Single mode Fiber / SFP+	Failsafe	SFP+	120W
INT10G12MSV2		10G	-	SR Multi-mode Fiber / SFP+	Failsafe	SFP+	120W
INT10G12SSV2-5		10G	50/50	LR Single mode Fiber / SFP+	Passive	SFP+	120W
INT10G12SSV2-6		10G	60/40	LR Single mode Fiber / SFP+	Passive	SFP+	120W
INT10G12SSV2-7		10G	70/30	LR Single mode Fiber / SFP+	Passive	SFP+	120W
INT10G12MSV2-5		10G	50/50	SR Multi-mode Fiber / SFP+	Passive	SFP+	120W
INT10G12MSV2-6		10G	60/40	SR Multi-mode Fiber / SFP+	Passive	SFP+	120W
INT10G12MSV2-7		10G	70/30	SR Multi-mode Fiber / SFP+	Passive	SFP+	120W

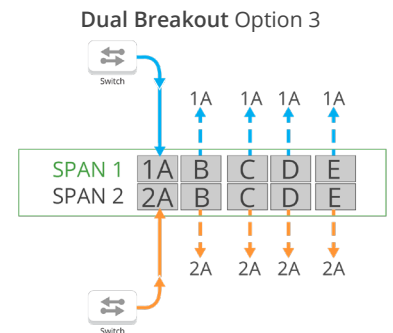
Dual Breakout SPAN 1x4				
Model #	Ports	Network Speed	Ports	Power
INT10G10SP1		1/10G	(10) SFP+	120W



TAP1 - 4 tap 'breakout' ports
TAP2 - 2 tap 'breakout' ports



TAP1 - 4 tap 'breakout' ports
TAP2 - 4 tap 'breakout' ports



SPAN1 [1 TX / 4 RX copies]
SPAN 2 [1 TX / 4 RX copies]

Custom split ratios are available in 80/20 or 90/10, please inquire.

Power Supply options	
PS10-HS-DC	DC -48vdc Power Supplies
PS10-HS-AC	AC Power Supplies *Two included with each order

Two (2) power supplies are required for each chassis

1U Chassis Specifications:

Max. system throughput:
Support for: SFP+ (SR, LR, ER)
Operating Temp: 0 to 40° C or 32 to 104° F
Operating Humidity: 5 to 95%

Available Transceivers & Cables:

SFP+SR10G
SFP+LR10G
SFP+T
TWINAX1M**

Dimensions (HxWxD):
1.719" x 8.325" x 17.434"
43.6626mm x 211.455mm x 442.8236mm
Airflow: 50 IF/m
(2) AC Power Supplies Included
MTBF: 140,000 hrs

APPROVALS:

Full RoHS compliance
EMC, FCC Class A, UL (Safety) Certifications



This document is for informational purposes only. The information in this document, believed by Garland Technology to be accurate as of the date of publication, is subject to change without notice. Garland Technology assumes no responsibility for any errors or omissions in this document and shall have no obligation to you as a result of having made this document available to you or based upon the information it contains. ©2019 Garland Technology LLC. All Rights Reserved